





Lifelong Learning Courses

How to register

Step #1

EC2U
European Campus of City-Universities

Per uscire dalla modalità a schermo intero, tieni premuto **Esc**

Follow us on    


Home

Master's Degree in European Languages, Cultures, and Societies in Contact

① Applications will be open from 21st of August at 09.00 AM until 31st of August 2025 11.59 PM (CET)

Apply Now

This Master's program, offered by seven European universities within the EC2U Alliance, aims to train experts in European languages, cultures, and societies. It focuses on intercultural communication and international relations, preparing professionals to manage diversity in Europe. The program emphasizes interdisciplinary skills like advanced communication, digital literacy, cultural understanding, and computational text analysis, rather than basic language acquisition.

MORE INFO 

LifeLong Courses

① Applications will be open from 1st of September 2025 at 09.00 AM until 14th of September 2025 11.59 PM (CET)

Apply Now

The EC2U Universities offer a shared catalogue of courses accessible to all students across the EC2U Alliance. This innovative aims to support students by promoting lifelong learning opportunities in an international and inclusive context.

The course offering focuses on developing soft and trasversal skills, compementing academic education with competencies that enhance employability, promote social inclusion, and support upskilling in response to evolving labour market and societal needs.

From the landing page
<https://apply.ec2u.eu/>
you can access
the application form
selecting **“Apply Now”**
at LifeLong Learning
Courses section

Step #2

APPLICATION FORM
for exchange program EC2U Lifelong Learning

UNIVERSITÀ DI PAVIA

All fields marked with (*) must be completed.

1 Application
2 Profile
3 Contacts
4 University Education
5 Languages

Application

Type of Application *
☐ Incoming ☒ Outgoing

Type of person *
☒ Student ☐ Teachers

Academic Year *
2025/2026

Mobility Program *
EC2U Lifelong Learning

Study Program *
Lifelong Learning Course

Country of Host Institution *
<-- Please select -->

Host Institution *
<-- Please select -->

powered by MOBILITY-ONLINE

Cancel application Continue


Select the **Host Institution** offering the course(s) you want to attend.

If you want to attend courses offered by **different** Host Institutions, you must submit **more applications**

Step #3

APPLICATION FORM

for exchange program EC2U Lifelong Learning

 UNIVERSITÀ
DI PAVIA

All fields marked with (*) must be completed.

1 Application ✓

2 Profile

3 Contacts

4 University Education

5 Languages

Profile

First name *
Mary ✓

Last name *
Santos ✓

Country of Birth *
Spain ▼


Place of birth *
Barcelona ✓

Date of birth *
07.08.2020 ✓

Gender *
☐ Male ☒ Female ☐ Transgender ☐ Intersexual

Citizenship *
Spain ▼

Second Citizenship
<-- No choice --> ▼

 powered by
MOBILITY-ONLINE


Previous

Continue

Fill in your **personal data**

Step #4

APPLICATION FORM
for exchange program EC2U Lifelong Learning

 UNIVERSITÀ
DI PAVIA

All fields marked with (*) must be completed.

1 Application ✓

2 Profile ✓


3 **Contacts** ✓

4 University Education ✓

5 Languages

Contacts

Email Address *

 powered by
MOBILITY-ONLINE

Previous


Continue

Fill in your e-mail address.
Please use your
home University e-mail

Step #5

APPLICATION FORM

for exchange program EC2U Lifelong Learning

 UNIVERSITÀ DI PAVIA

All fields marked with (*) must be completed.

1 Application ✓

2 Profile ✓

3 Contacts ✓

4 University Education ✓

5 Languages

University Education

Level of Education *

Second cycle / Master's or equivalent level (EQF-7)

Country of the Home Institution *

Spain


Name of the Home Institution *

E SALAMAN02 - Universidad De Salamanca

Scientific Discipline *

0529 - Environment, not elsewhere classified

powered by

 MOBILITY-ONLINE

Previous

Continue

Fill in all required information about your **University Education** program

Step #6

APPLICATION FORM
for exchange program EC2U Lifelong Learning

UNIVERSITÀ DI PAVIA

All fields marked with (*) must be completed.

1 Application ✓
2 Profile ✓
3 Contacts ✓
4 University Education ✓
5 Languages

Languages

Native language *
Spanish

First Foreign Language *
English

powered by
MOBILITY-ONLINE

Previous **Send application**

Fill in your native
and first foreign **language**

Then **send the application**
and wait for the “Action
successful” confirmation

1 Action successful!
Thank you for your application! You will receive an e-mail in a few minutes containing all necessary information regarding further steps. Please make sure to also check your spam folder.

Close

Step #7

Start your application process

noreply@unipv.it noreply@unipv.it [tramite service4mobility.com](#)
a me ▾

Dear Mary Santos,
Thank you for accessing the EC2U LifeLong Courses Application process.
You have now to complete your application following the steps below:

1. register on the Portal: create a username and a password (you will receive an email of confirmation)
2. login to the Portal
3. complete your personal information (ensure that name, surname, and date of birth match with those on your ID or passport)
4. upload mandatory documents: your photo; a copy of your ID/Passport; your Home University Enrollment Certificate
5. select the courses you wish to attend in each semester
6. submit the application (you will receive an email of confirmation)

Please note: on some occasions, to fill in the required files you must click first on "Forward to update" and then "Update" to confirm the entered data.

Make sure to have completed all the above-mentioned steps before submitting the application.

The application must be submitted by **14th of September - 11.59 PM (CET)**. We therefore invite you not to start filling out the application close to the deadline. Any problems reported on the day of the deadline of the call may not be resolved in time for the submission of the application. If you have any questions regarding the application process, please contact the EC2U LLC Staff: llc.ec2u@unipv.it

Best regards,
EC2U LLC STAFF

[To register on Mobility-Online, please click on this link](#)


If your e-mail client does not show the link in the correct way please copy or enter the following address into the address bar of your browser:

https://www.service4mobility.com/europe/RegistServlet?bew_reg_nr=2085053198&kz_bew_art=OUT&kz_bew_pers=S&aust_prog_id=10301&spr_id=579

You will receive a **first e-mail** about the application process, with all the **instructions** and the **link** to proceed with the registration

Step #8

Online registration for Mobility-Online
for exchange program EC2U Lifelong Learning

 UNIVERSITÀ
DI PAVIA

Step 1 of 2

English ▾


i

Before creating your Mobility-Online account, we need to verify your birth date/student number.

The birth date/student number provided below, needs to match the entry on your online application form.

Please enter the required data and click on **[Continue]**.

Date of birth (dd/mm/yyyy)

 powered by
MOBILITY-ONLINE

Continue


Follow the link in the e-mail
to reach this page

Fill in your **date of birth**

Step #9

Choose your **login credentials** and wait for the “registration successful” message

Online registration for Mobility-Online
for exchange program **EC2U Lifelong Learning**



UNIVERSITÀ
DI PAVIA

Step 2 of 2

i Please proceed to entering your desired user name and password (at least 8 characters, at least one upper-case letter, at least one digit, no special characters).

If the desired login name is already in use, you will be prompted to select a different user name.

Please repeat your entry in the field "Repeat Password" in order to confirm it.


After having finished entering the required data, please click **[Continue]**.

^


Login

Password


Repeat password

 powered by
MOBILITY-ONLINE

Continue



Online registration for Mobility-Online
for exchange program **EC2U Lifelong Learning**




UNIVERSITÀ
DI PAVIA

Registration successful

i Your registration was successful. Please press the button **[Login Mobility-Online]** and you will be forwarded to Mobility-Online account where you have the possibility to edit your application data, enter your personal data, download and print documents.

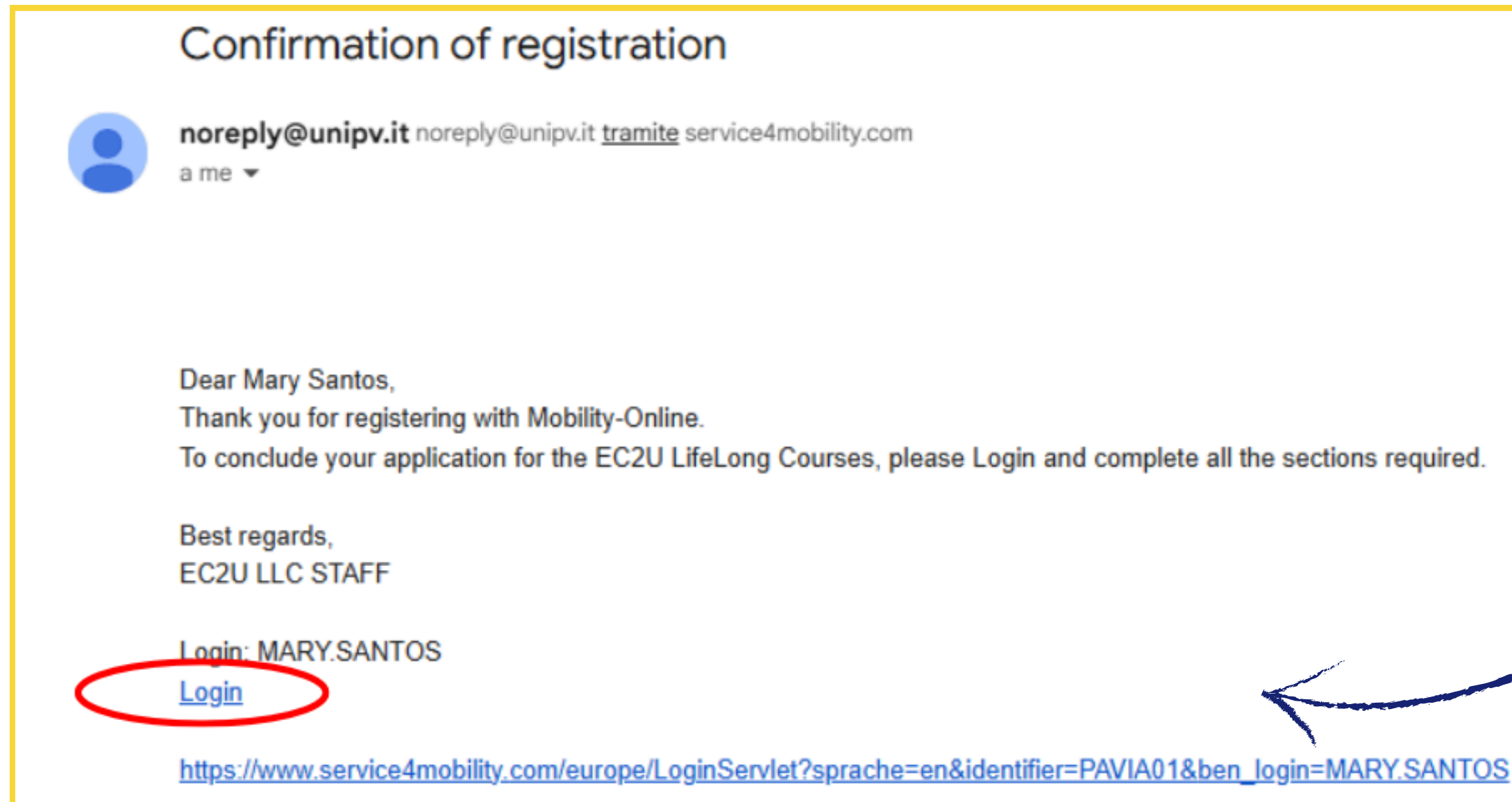
Additionally you will receive a confirmation email. Please use the login link embedded in your confirmation mail in order to log in in future.

^

 powered by
MOBILITY-ONLINE

Login to Mobility-Online

Step #10



You'll receive a second confirmation **e-mail**

Click on the **"Login"** link

Step #11



Login in the **application platform** using your credentials

A screenshot of the login form on the University of Pavia website. The form is white with a blue header. It contains two input fields: 'Login' with the text 'MARY.SANTOS' and 'Password' with the text 'Password'. Below the input fields is a blue 'Login' button. At the bottom of the form, there is a link that says 'For SSO please use the following link for direct login'.

Enter Username and Password to access your personal space

Step #12

The screenshot shows the 'Mobility-Online' application workflow for the University of Pavia. The interface is divided into two main sections: 'Applicant details' and 'Application workflow'.

Applicant details:

Last name: Sestini	Study Program: Lifelong Learning Course - LLC
First name: Mary	Country of residence: Italy
Date of birth: 07/08/2000	Host Institution: UNIVERSITÀ degli Studi di Pavia (ECNU)

Application workflow:

Before the mobility (0 / 8)

- ☐ Personal data completed
- ☐ Photo for the application uploaded
- ☐ Passport or ID card uploaded
- ☐ Home University Enrollment Certificate Uploaded
- ☐ Confirmation of language proficiency uploaded
- ☐ Confirmation of permit of stay uploaded (only for non-EU students)
- ☐ Enter course selection
- ☐ Application Submitted

The 'Complete personal data' step is circled in red, indicating the current step in the workflow.

Complete the form
with all the requested
personal data

Step #13

The screenshot shows the 'Personal details' section of the application workflow. The left sidebar contains a menu with 'Personal details' (selected), 'Permanent address details', 'Current address details', and 'ID details'. The main content area has a header 'Personal details' with an 'Insert' button. Below the header, there are two input fields: 'Last name *' and 'First name *'. The 'Last name *' field contains the text 'Sestini' and the 'First name *' field contains the text 'Mary'.

Complete
the following sections

The screenshot shows the 'Permanent address details' section of the application workflow. The left sidebar contains a menu with 'Personal details', 'Permanent address details' (selected), 'Current address details', and 'ID details'. The main content area has a header 'Permanent address details' with an 'Insert' button. Below the header, there are several input fields: 'Street *', 'Additional address information', 'Country *' (with a dropdown menu showing 'Italy'), 'Post code *', 'City *', 'Telephone number', and 'Mobile phone number'.

Step #14

Università degli Studi di Pavia

Filter menu entries X

Reload Application Workflow Help

Personal details

Personal details

Personal address details

Current address details

ID details

ID details

Type of ID

-- No choice --

ID number *

ID date issued *

ID expiration date *

Institution that issued ID *

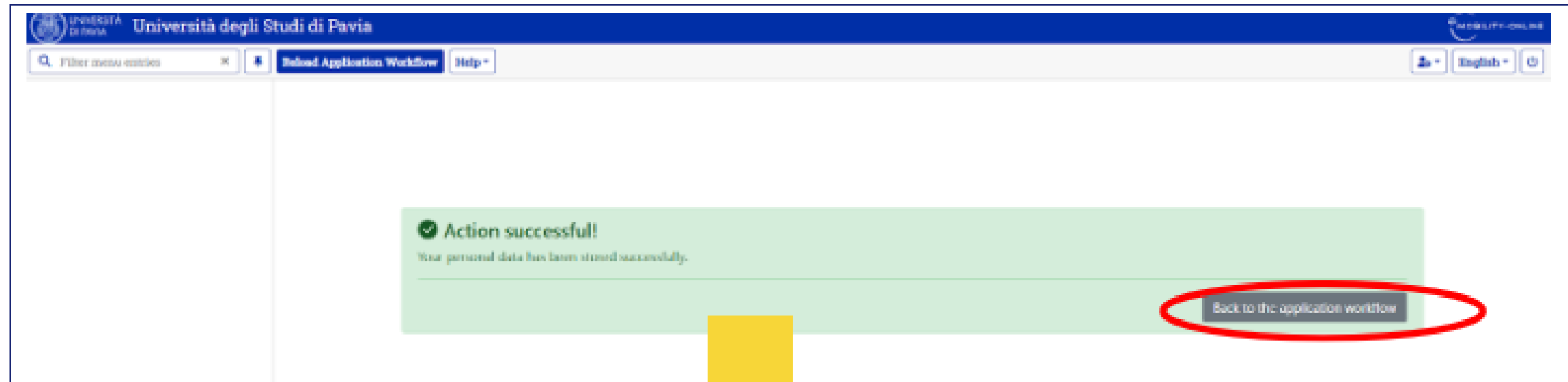
04/08/2025 (stable v2.0120)

Back to the application workflow

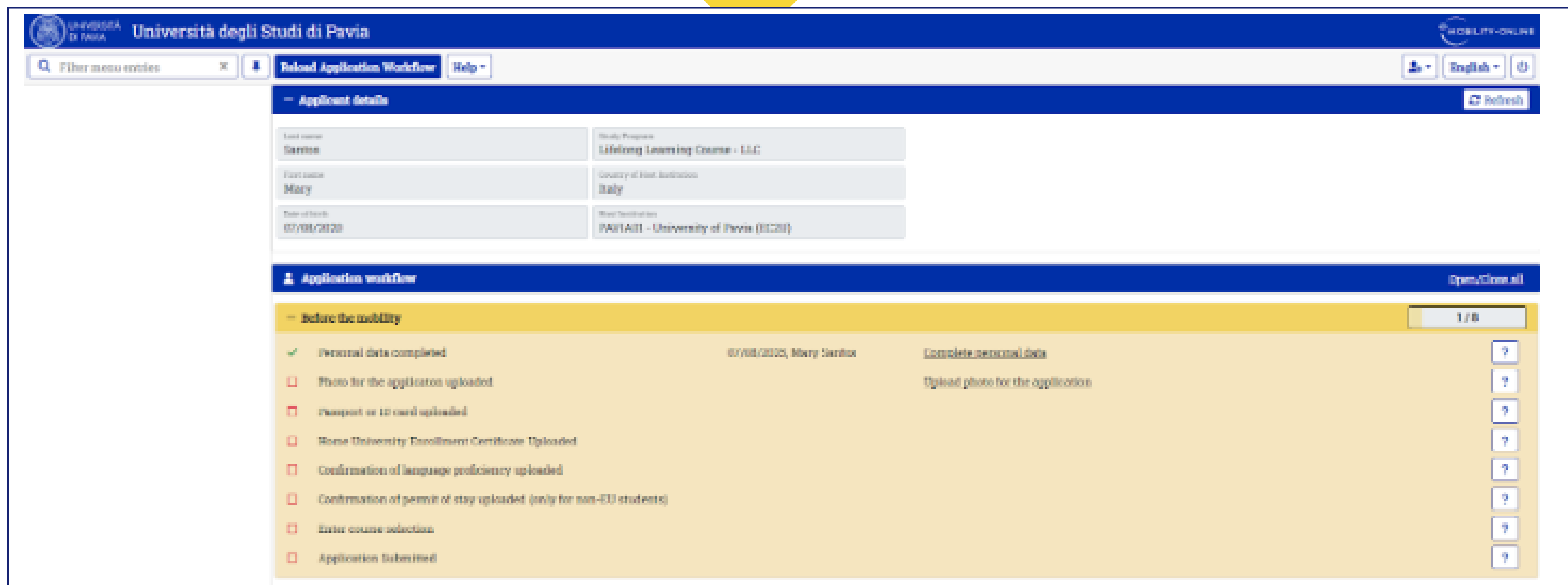
Create

Once filled the last part
(ID details)
click **“Create”**
on the bottom

Step #15



Click “**Back to the application workflow**” to proceed




Then complete the **next sections** as done for the “Personal Data”

Step #16

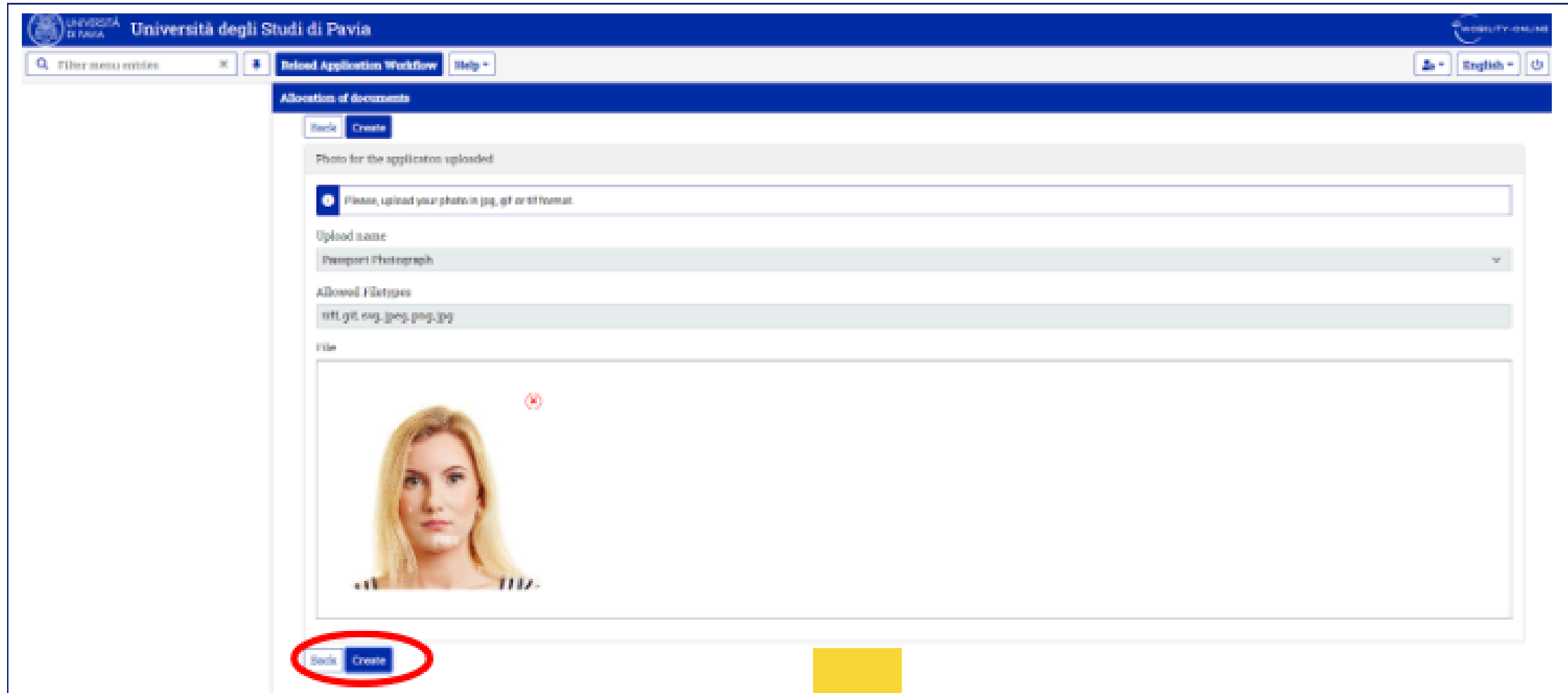
The screenshot shows a web application interface for document allocation. At the top, there's a header with the University of Pavia logo and name. Below it, a navigation bar contains a search filter, a 'Revised Application Workflow' button, and a 'Help' dropdown. The main section is titled 'Allocation of documents' and includes a 'Back' button and a 'Create' button. The form contains several fields: 'Photo for the application uploaded' with a file selection icon and text 'Please, upload your photo in .jpg, .gif or .tif format'; 'Upload name' with a text input field containing 'Passport Photograph'; 'Allowed Filetypes' with a text input field containing '.gif, .gif, .svg, .png, .png, .jpg'; and a large 'File' area with a cloud upload icon and the text 'Drag your files here' and 'Or Search files'. At the bottom of the form, there are 'Back' and 'Create' buttons.

Upload your picture

Resize it, if necessary



Step #17



Università degli Studi di Pavia

Filter menu entries

Reload Application Workflow Help

Allocation of documents

Back Create

Photo for the application uploaded

Please, upload your photo in jpg, gif or tiff format.

Upload name

Passport Photograph


Allowed filetypes

tif, gif, exr, jpeg, png, jpg

File

Back Create

After uploading your picture, click **“Create”**



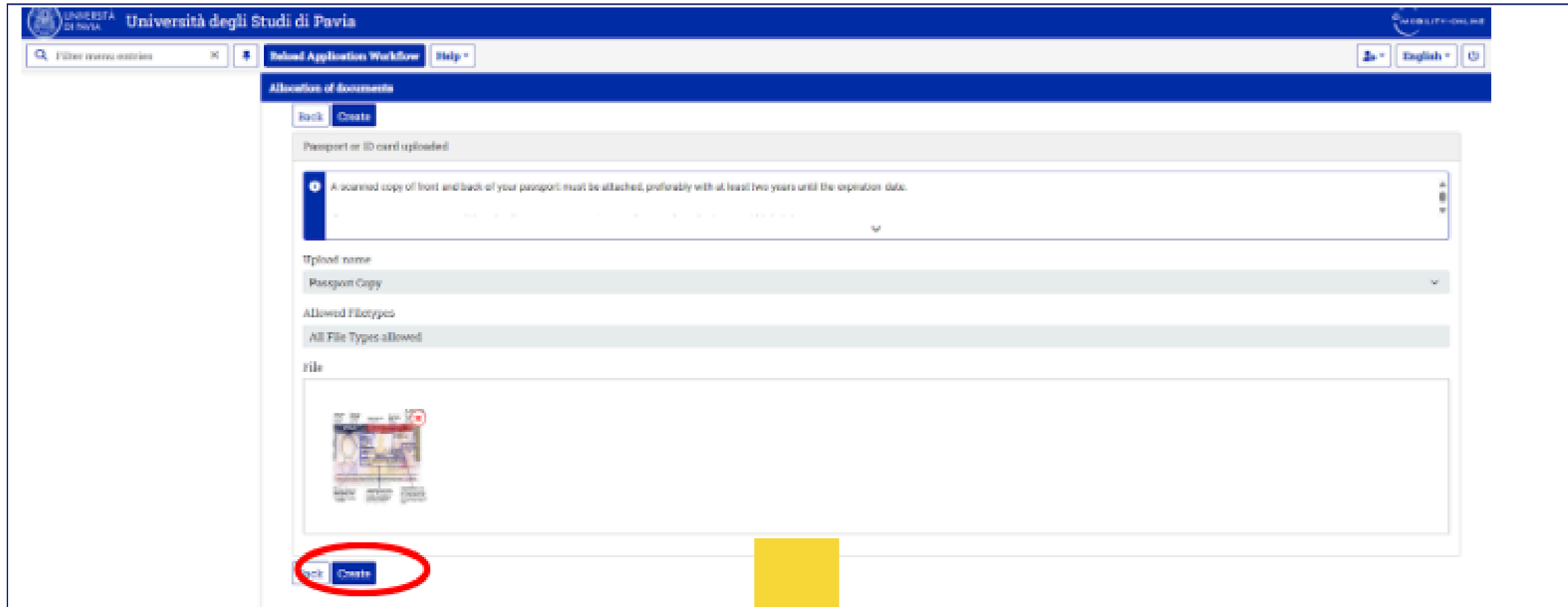
Università degli Studi di Pavia (Prod)

Action successful!
Record created

Back to general overview

Then click **“Back to general overview”**

Step #18



Università degli Studi di Pavia

Search Filter menu actions

School Application Workflow Help

English

Allocation of documents

Back Create

Passport or ID card uploaded

A scanned copy of front and back of your passport must be attached, preferably with at least two years until the expiration date.

Upload name

Passport Copy


Allowed filetypes

All File Types allowed

file

Back Create

Upload your
Passport
and click “Create”



Università degli Studi di Pavia (Prod)

Action successful!
Record created


Back to general overview

Then click “**Back to general overview**”

Step #19

The screenshot shows a web interface for document allocation. At the top, there's a header with the university logo and name. Below it, a navigation bar contains 'Filter menu entries', 'Reload Application Workflow', and 'Help'. The main content area is titled 'Allocation of documents' and includes 'Back' and 'Create' buttons. The form itself has a title 'Home University Enrollment Certificate Uploaded'. It contains two input fields: 'Upload name' with the value 'Certificate of enrollment' and 'Allowed filetypes' with the value 'All File Types allowed'. Below these is a 'File' section with a preview of a document and a red 'X' icon. At the bottom of the form, there are 'Back' and 'Create' buttons.

Upload your
Home University
Enrollment Certificate



The screenshot shows a confirmation message. At the top, the header reads 'Università degli Studi di Pavia (Prod)' and 'MOBILITY-ONLINE'. The main content area features a green box with a checkmark icon and the text 'Action successful!' and 'Record created'. At the bottom right of the green box, there are two buttons: 'Back to general overview' and 'Enter next record'.

Then click **“Back to
general overview”**

Step #20

The screenshot shows the 'Università degli Studi di Pavia' application portal. The top navigation bar includes a search bar, 'Reload Application Workflow', and 'Help'. The main content area is divided into two sections: 'Applicant details' and 'Application workflow'.

Applicant details:

Last name: Sarno	Study Program: Lifelong Learning Course - LLC
First name: Mary	Country of birth: Italy
Date of birth: 07/08/2008	Host Institution: PAVIA - University of Pavia (UCRI)

Application workflow:

Below the workflow table, there is a list of steps with checkboxes and a '4/8' indicator.

Step	Date	Name	Description	Action
<input checked="" type="checkbox"/> Personal data completed	07/08/2018	Mary Sarno	Complete personal data	?
<input checked="" type="checkbox"/> Photo for the application uploaded	07/08/2018	Mary Sarno	Upload photo for the application	?
<input checked="" type="checkbox"/> Passport or ID card uploaded	07/08/2018	Mary Sarno	Upload Passport or ID card	?
<input checked="" type="checkbox"/> Home University Enrollment Certificate Uploaded	07/08/2018	Mary Sarno	Upload Home University Enrollment Certificate	?
<input type="checkbox"/> Confirmation of language proficiency uploaded			Upload confirmation of language proficiency	?
<input type="checkbox"/> Confirmation of permit of stay uploaded (only for non-EU students)			Upload permit of stay	?
<input type="checkbox"/> Enter course selection			Enter course selection	?
<input type="checkbox"/> Application Submitted				?

The workflow brings you to the “**Enter course**” selection

NOTE:

LongLife Learning courses enrollment **doesn't require** any upload of “Confirmation of language proficiency” nor a “Confirmation of permit of stay” (for non-EU students)

Step #21

UNIVERSITÀ degli Studi di Pavia

Filter menu entries

Reload Application Workflow Help

English

Edit learning agreement

Last name	Santos	First name	Mary
Home institution	UNIVERSITÀ DEGLI STUDI DI PAVIA	Country of the home institution	Italy
Host institution	University of Pavia (EC2U)	Country of host institution	Italy
Academic year	2025/2026	Name of Semester	

No data available in table

Show All entries Display all records

Showing 0 to 0 of 0 entries

First Previous 1 Next Last

04/08/2025 (stable v2.3120)

Back Enter further courses...

Click on **“Enter further courses”** to see the list of the Longlife Learning courses offered by the University

NOTE:

In this pilot phase of the application, do not care about the Home and Host information displayed on the screen at this stage

Step #22

Università degli Studi di Pavia

Filter menu entries

Reload Application Workflow

Help

English

Courses per semester at the partner university

Select All

Search

Reset all filters

Root country	Partner institution	Academic year	Semester	Subject	Course no.	Course name	Study level
<input type="checkbox"/> Italy	PAVIA01 - University of Pavia (EC2U)	2025/2026	Full year 2025/2026	Lifelong Learning Course	96685	ESSAY WRITING TECHNIQUE 906495,04432,0102025,2026	Second cycle / Master's or equivalent level (EQF-7)
<input type="checkbox"/> Italy	PAVIA01 - University of Pavia (EC2U)	2025/2026	Autumn 2025	Lifelong Learning Course	909875	FROM SDG GOALS TO PRACTICAL ACTIONS: AN URBAN PLANNING IMPLEMENTATION INVESTIGATION 910010,04400,0102025,2026	Second cycle / Master's or equivalent level (EQF-7)
<input checked="" type="checkbox"/> Italy	PAVIA01 - University of Pavia (EC2U)	2025/2026	Autumn 2025	Lifelong Learning Course	909872	SUSTAINABLE AND RESILIENT REUSE OF EXISTING BUILDINGS 910957,04400,0102025,2026	Second cycle / Master's or equivalent level (EQF-7)
<input type="checkbox"/> Italy	PAVIA01 - University of Pavia (EC2U)	2025/2026	Autumn 2025	Lifelong Learning Course	973912	SUSTAINABLE CITIES AND COMMUNITIES 910956,04400,0102025,2026	Second cycle / Master's or equivalent level (EQF-7)
<input type="checkbox"/> Italy	PAVIA01 - University of Pavia (EC2U)	2025/2026	Autumn 2025	Lifelong Learning Course	910954	SUSTAINABILITY MANAGEMENT 901151,06419,0102025,2026	Second cycle / Master's or equivalent level (EQF-7)
<input type="checkbox"/> Italy	PAVIA01 - University of Pavia (EC2U)	2025/2026	Autumn 2025	Lifelong Learning Course	493349	NEW PERSPECTIVES IN ENERGY FOR A SUSTAINABLE GROWTH 909694,08487,0102026,2029	Second cycle / Master's or equivalent level (EQF-7)
<input type="checkbox"/> Italy	PAVIA01 - University of Pavia (EC2U)	2025/2026	Autumn 2025	Lifelong Learning Course	955475	ENTREPRENEURSHIP 910021,08430,0102026,2026	Second cycle / Master's or equivalent level (EQF-7)
<input type="checkbox"/> Italy	PAVIA01 - University of Pavia (EC2U)	2025/2026	Autumn 2025	Lifelong Learning Course	909868	LIFESTYLE, NUTRITION AND HEALTH DURING LIFESPAN 909693,07400,0102025,2026	Second cycle / Master's or equivalent level (EQF-7)
<input type="checkbox"/> Italy	PAVIA01 - University of Pavia (EC2U)	2025/2026	Spring 2026	Lifelong Learning Course	974933	DIGITAL COMMUNICATIONS 914998,06430,0102026,2026	Second cycle / Master's or equivalent level (EQF-7)
<input type="checkbox"/> Italy	PAVIA01 - University of Pavia (EC2U)	2025/2026	Spring 2026	Lifelong Learning Course	964652	CODING AND DATABASE MANAGEMENT 910307,03419,0102025,2026	Second cycle / Master's or equivalent level (EQF-7)

Show 10 entries Display all records

Showing 1 to 10 of 10 entries

First Previous 1 Next Last

Close Create

04/08/2025 (stable v2.3123)

Select **one course at a time** to see the corresponding information

Step #23

Edit learning agreement Insert

Host institution	University of Pavia (UC2U) - JMWL...
Study area	Lifelong Learning Courses
Subject	Lifelong Learning Course - LLC
Academic year	2025/2026
Semester	Autumn 2025
Teaching language at the host institution	English
Course unit at the host institution	<-- Please select -->
Course unit title at the host institution	SUSTAINABILITY MANAGEMENT (S10ISL064)9.00(2025/2026)
Number of lessons at the host institution	20.00
Number of credits at the host university	3.00
Link to course at the host institution	

There are still 100000 characters available

If you are interested in the course, click **“Create”**

Close Back to course search Create

Università degli Studi di Pavia

Filter menu entries

Related Application Workflow

Università degli Studi di Pavia (Prod)

✔ Action successful!
Record created

Close

04/10/2025 (mobile v2.3.22)

Step #24

Università degli Studi di Pavia

Filter your entries

Reload Application Workflow Help

English

Edit learning agreement

Last name	Santor	First name	Mary
Home institution	UNIVERSITÀ DEGLI STUDI DI PAVIA	Country of the home institution	Italy
Host institution	University of Pavia (EC2U)	Country of host institution	Italy
Academic year	2025/2026	Name of Semester	

All courses 3.00 Credits total for 1 courses

Search

Search	Search	-- Select all --	-- Select all --	Search
Course unit title at the host institution	Course no./code	Acad. year	Semester	Credits
<input checked="" type="checkbox"/> <input type="checkbox"/> SUSTAINABILITY MANAGEMENT (00001084200020002021)		2025/2026	Autumn 2025	3.00


Show 30 entries Display all records Showing 1 to 1 of 1 entries First Previous Next Last

04/06/2025 (stable v2.3211) Back Add further courses... Final check before signing

If you want to add more courses, **repeat the previous steps**

After you have selected all the courses you want to attend, click **“Back”**

Step #25



Università degli Studi di Pavia

Filter menu entries

Reload Application Workflow

Help

MOBILITY-ONLINE

English

Applicant details

Refresh

Last name Santos	Study Program Lifetime Learning Course - LLC
First name Mary	Country of first institution Italy
Birth date 07/08/2000	Host Institution PAVIA00 - University of Pavia (EC2U)

Application workflow

Open/Close all

Before the mobility

8 / 8

✓	Personal data completed	07/08/2015, Mary Santos	Complete personal data	?
✓	Photo for the application uploaded	07/08/2015, Mary Santos	Upload photo for the application	?
✓	Passport or ID card uploaded	07/08/2015, Mary Santos	Upload Passport or ID card	?
✓	Home University Enrollment Certificate Uploaded	07/08/2015, Mary Santos	Upload Home University Enrollment Certificate	?
□	Confirmation of language proficiency uploaded		Upload confirmation of language proficiency	?
□	Confirmation of permit of stay uploaded (only for non-EU students)		Upload permit of stay	?
✓	Enter course selection	07/08/2015, Mary Santos	Enter course selection	?
□	Application Submitted		Submit the application	?

Submit
the application

Step #26



The screenshot shows a web application interface for the University of Pavia. The header includes the university logo and name, a search bar, and navigation links. The main content area is titled "Applications Incoming" and contains a "Further Information" section. This section has a message stating "The application is submitted. If true, no data can be changed anymore." and a checkbox that is currently checked. Below the message are "Back" and "Update" buttons. The footer shows the date "04/08/2025" and the version "v2.3123".

Università degli Studi di Pavia

Filter menu entries

Reload Application Workflow Help

Applications Incoming Update

Back Update

Further Information

The application is submitted. If true, no data can be changed anymore. ☒

Back Update

04/08/2025 (v2.3123)

Tick the “Further information” checkbox and click **“Update”**

Step #27

Application received



noreply@unipv.it noreply@unipv.it [tramite](#) service4mobility.com

a me ▼

Dear Mary Santos,

We confirm that we have received your application for the EC2U LifeLong Courses.

We will shortly check the correctness of the data entered and any attached documents.

If your application is correct, you will receive confirmation that it is complete.

If, on the other hand, it is incomplete, you will receive instructions on the next steps to follow.

Best regards,

EC2U LLC STAFF


You will receive
a **third e-mail**

Now the student needs to wait the **university staff control**.

A response will be provided only after the application ends.

Step #28

Application completed EC2U LLC 2025/26



noreply@unipv.it noreply@unipv.it tramite.service4mobility.com
a me ▼

Dear Mary Santos,

We confirm that your application for the EC2U LifeLong Courses is completed.
We will start the evaluation process and inform you about the Committee decision.
We inform you that your application ID is: 1916827

For any issue, please contact: llc.ec2u@unipv.it

Best regards,
EC2U LLC STAFF

You will receive
a **fourth e-mail**
confirming that
your application procedure
has been completed

Step #29

Applicant admitted



noreply@unipv.it noreply@unipv.it tramite service4mobility.com
a me ▼

Dear Mary Santos,

We are pleased to inform you that following the evaluation of your application by the Committee, you have been **ADMITTED** to the EC2U LifeLong Courses.

You are kindly requested to accept or reject the study offer within **September 18th, 2025** following these steps:

1. Login your application (using username and password created during the registration)
2. Go to the step "Applicant decision" and click on the link to the right "Accept/Reject Study Offer"
3. Flag your decision and click on "Update" to send your answer

If you miss this deadline, the offer will not remain valid.

PLEASE NOTE: For details about the courses you selected, you can always consult the details at <https://data.ec2u.eu/>.
For any issue, please contact: llc.ec2u@unipv.it

Best regards,
EC2U LLC STAFF

You will receive a **fifth e-mail**, asking to either accept or reject the study offer within the specified **deadline**.

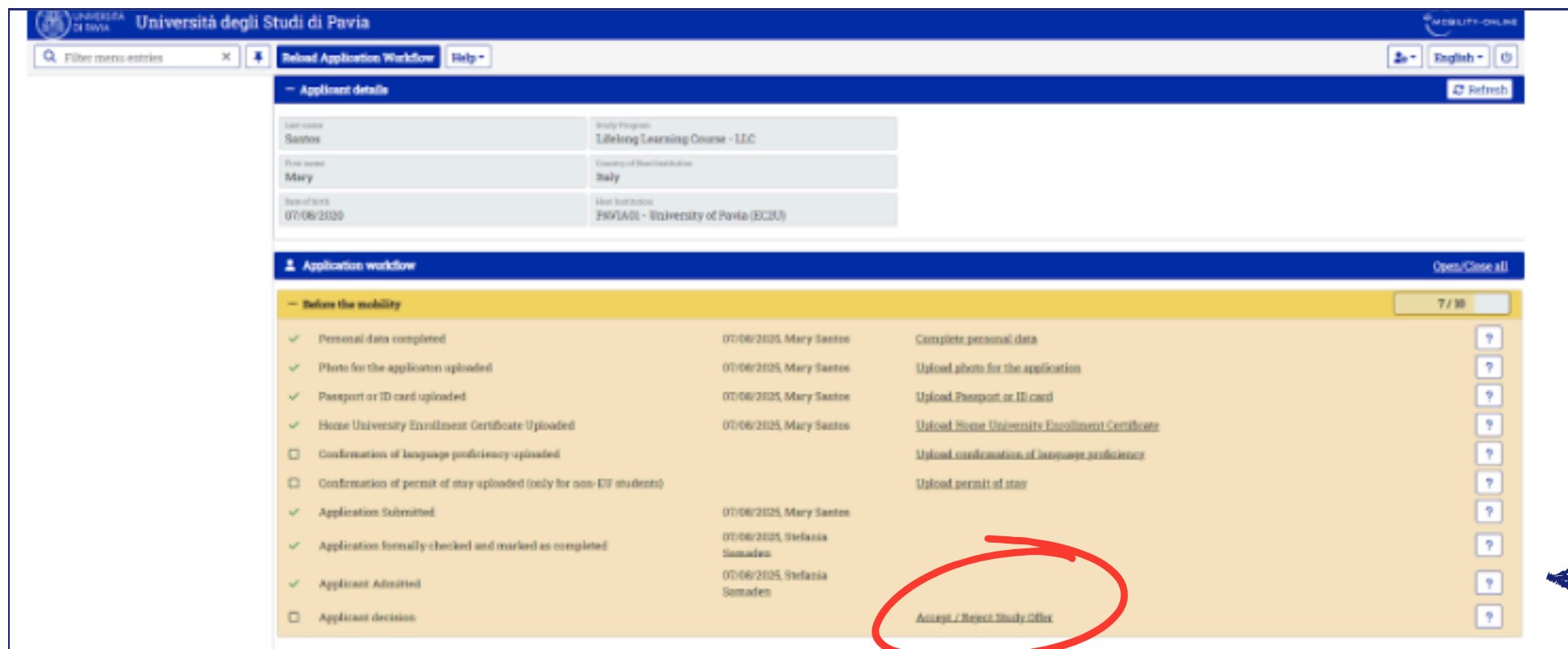
The e-mail includes all the steps that must be followed.

Step #30



The screenshot shows the login page of the University of Pavia's application platform. At the top left is the university logo and name. At the top right are links for 'English' and 'Login', and a 'Back' button. The main area contains a 'Login' section with input fields for 'Login' and 'Password', followed by a blue 'Login' button. Below the button is a link: 'For SSO please use the following link for direct login'. At the bottom is a wide banner image of a cityscape.

Go back to **Login**
on the application platform



The screenshot shows the 'Application workflow' page. At the top is a navigation bar with 'Reload Application Workflow' and 'Help' buttons. Below is a table of applicant details for 'Santos' (Last name), 'Mary' (First name), and '07/06/2020' (Date of birth). The main section is titled 'Application workflow' and shows a list of steps under the heading 'Before the mobility'. The steps are: 'Personal data completed', 'Photo for the application uploaded', 'Passport or ID card uploaded', 'Home University Enrollment Certificate Uploaded', 'Confirmation of language proficiency uploaded', 'Confirmation of permit of stay uploaded (only for non-EU students)', 'Application Submitted', 'Application internally checked and marked as completed', 'Applicant Admitted', and 'Applicant decision'. The 'Applicant decision' step is circled in red, and a red arrow points to the 'Accept / Reject Study Offer' button next to it.

Step	Date	Applicant	Action	Status
Personal data completed	07/06/2020	Mary Santos	Complete personal data	?
Photo for the application uploaded	07/06/2020	Mary Santos	Upload photo for the application	?
Passport or ID card uploaded	07/06/2020	Mary Santos	Upload Passport or ID card	?
Home University Enrollment Certificate Uploaded	07/06/2020	Mary Santos	Upload Home University Enrollment Certificate	?
Confirmation of language proficiency uploaded			Upload confirmation of language proficiency	?
Confirmation of permit of stay uploaded (only for non-EU students)			Upload permit of stay	?
Application Submitted	07/06/2020	Mary Santos		?
Application internally checked and marked as completed	07/06/2020	Stefania Somaden		?
Applicant Admitted	07/06/2020	Stefania Somaden		?
Applicant decision			Accept / Reject Study Offer	?

Accept the study offer

Step #31



The screenshot shows the 'Università degli Studi di Pavia' application workflow interface. The top navigation bar is blue with the university logo and name. Below it, a search bar and a 'Reload Application Workflow' button are visible. The main content area is divided into two sections: 'Applications Incoming' and 'Further Information'. The 'Applications Incoming' section has a 'Back' button and an 'Update' button. The 'Further Information' section has a 'Study Offer Accepted / Rejected by the Student' label with radio buttons for 'Accepted' and 'Rejected', and 'Back' and 'Update' buttons.

Università degli Studi di Pavia

Filter menu entries X

Reload Application Workflow Help

Applications Incoming Update

Back Update

Further Information

Study Offer Accepted / Rejected by the Student ☐ Accepted ☐ Rejected

Back Update

Check “**Accept**”
and click “**Update**”

Your application is completed!

Overview

Università degli Studi di Pavia

Filter menu entries

Belated Application Workflow

Help

English

Refresh

Applicant details

Last name

Santos

Study Program

Lifelong Learning Course - LLC

First name

Mary

Country of Residence

Italy

Date of birth

07/06/2000

Home Institution

RWTHA - University of Pavia (EC3U)

Application workflow

Open/Close all

Before the mobility

8 / 10

✓

Personal data completed

07/06/2025, Mary Santos

Complete personal data

?

✓

Photo for the application uploaded

07/06/2025, Mary Santos

Upload photo for the application

?

✓

Passport or ID card uploaded

07/06/2025, Mary Santos

Upload Passport or ID card

?

✓

Home University Enrollment Certificate Uploaded

07/06/2025, Mary Santos

Upload Home University Enrollment Certificate

?

✗

Confirmation of language proficiency uploaded

Upload confirmation of language proficiency

?

✗

Confirmation of permit of stay uploaded (only for non-EU students)

Upload permit of stay

?

✓

Application Submitted

07/06/2025, Mary Santos

?

✓

Application formally checked and marked as completed

07/06/2025, Stefania Samaden

?

✓

Applicant Admitted

07/06/2025, Stefania Samaden

?

✓

Student Offer Decision

07/06/2025, Stefania Samaden

?

Offer Decision : Accepted

Your personal space with all data and the list of all selected courses will look like this

EC²U

Last step

Offer decision EC2U LLC 2025/26



noreply@unipv.it noreply@unipv.it [tramite](#) service4mobility.com
a me ▼

Dear Mary Santos,

your reply for the application to the EC2U LifeLong Courses has been registered.
Your decision status is: **Accepted**

If you have accepted the seat, we will contact you soon for the next steps.
For any issue, please contact: llc.ec2u@unipv.it

Best regards,
EC2U LLC STAFF

You will receive a **sixth e-mail**, confirming that your registration is completed

The University offering the selected courses **will contact you** to provide further information about the course organization.

If you want to select any other courses offered by another EC2U University, you'll have to **repeat the application procedure** and choose different login credentials.